

Assessment of an expanded-polypropylene isothermal box to improve logistic sustainability of catering services

Andrea Casson, Valentina Giovenzana, Alessio Tugnolo, Alessia Pampuri, Ilaria Fiorindo, Roberto Beghi, Riccardo Guidetti

Department of Agricultural and Environmental Sciences - Production, Landscape, Agroenergy, Università degli Studi di Milano, Milano, Italy

Abstract

The European catering sector is hugely expanding and serves over 6 billion meals every year, which translate in 65 million meals per day. The aim of our study was to investigate the environmental performance of the expanded-polypropylene (EPP) box production process to improve sustainability in catering services. Moreover, a quantification of the environmental benefit in using the EPP box instead of the conventional packaging was performed.

The life cycle assessment was conducted following the ISO 14044:2006 standard. The EPP box for food delivery makes it possible to design a catering service characterised by -37% of overall impacts compared to the use of the common box. EPP represents a useful solution for environmentally sustainable catering services due to its mechanical response and the insulating properties of the polymer foam. The environmental impact of the EPP box life cycle can be further reduced (-29%) by changing the energy country mix and applying a circular economy model, thus recycling the 100% of the EPP box. In conclusion, the EPP box represents a useful solution for an environmentally sustainable catering service.

Correspondence: Valentina Giovenzana, Department of Agricultural and Environmental Sciences - Production, Landscape, Agroenergy, Università degli Studi di Milano, via Celoria 2, 20133 Milano, Italy.
E-mail: valentina.giovenzana@unimi.it

Key words: Food service; delivery service; design; circular economy; life cycle assessment; environmental impact.

Acknowledgements: the authors wish to thank Polibox® - Gruppo SDS srl company for the technical support.

Received for publication: 12 December 2020.
Accepted for publication: 17 May 2021.

©Copyright: the Author(s), 2021
Licensee PAGEPress, Italy
Journal of Agricultural Engineering 2021; LII:1139
doi:10.4081/jae.2021.1139

This article is distributed under the terms of the Creative Commons Attribution Noncommercial License (by-nc 4.0) which permits any non-commercial use, distribution, and reproduction in any medium, provided the original author(s) and source are credited.

Introduction

Logistics and supply chain management play a crucial role in the food industry. In 2013 Manzini and Accorsi proposed an integrated approach to study the food supply chain in order to design and manage simultaneously quality, safety, sustainability and logistics efficiency of food products and processes *from farm to fork*. In particular, the European catering sector serves over 6 billion meals every year, which translates into 65 million meals per day (FERCO, 2014). This sector is characterized by two approaches: conventional or *cook-serve* and deferred. In the conventional systems, the meals are cooked and immediately served to consumers (Ciappellano *et al.*, 2009), whereas according to the deferred method, used in the most of the recent catering contracts, meals are prepared in a centralized cooking centre and then delivered to schools, hospitals, universities, and companies depending on the type of contract (Fusi *et al.*, 2016; Garcia-Herrero *et al.*, 2019). The distinctive element of the differed system is that the time difference between the preparation in the centralized cooking centre and the consumption can be several hours or days. In this approach, three types of chains can be used: i) cook-warm; ii) cook-chill; and iii) cook-freeze (Williams *et al.*, 1996; Ciappellano *et al.*, 2009). Each one has well-defined procedures to identify the best practices for serving meals, considering the restrictions in term of time between preparation and consumption and acceptable temperature drops to ensure food safety (Williams *et al.*, 1996). Besides food safety parameters, catering services are transitioning towards a more sustainable way of feeding their target groups (Baldwin *et al.*, 2011; Palacios-Argüello *et al.*, 2018; Saxe *et al.*, 2019). For instance, they purchase energy-efficient kitchen equipment, use tap water, transport food using vehicles with a low environmental impact, and reduce significantly the use of packaging (Balzaretto *et al.*, 2018). Also, the Green Public Procurements initiative by the European Commission (Neto *et al.*, 2017) set out new environmental criteria based on the quality of food processing practices. However, if sustainability practices are based only on criteria related to quality and not quantity and environmental performance (greenhouse gasses, water depletion, or resource consumption), it is impossible to calculate the actual environmental savings (Cerutti *et al.*, 2016).

The life cycle assessment (LCA) was applied to some food products (Roy *et al.*, 2009) emphasizing the importance of cleaner production techniques (Silva and Sanjuán, 2019). Recent studies analysed various catering services using the LCA, focusing on the environmental impacts of the deferred approach and evaluating different options for food preparation and distribution (Fusi *et al.*, 2016; Cerutti *et al.*, 2018; Mistretta *et al.*, 2019; Garcia-Herrero *et al.*, 2019). These studies highlighted the environmental impact due to the logistics and transport of the meals from the centralized cooking centre to the satellite kitchens. Garcia-Herrero *et al.* (2019) calculated that the delivery method account for 3% and

12% of the total environmental impact of a meal, representing high responsibility of environmental impact. Giordano *et al.* (2014) reported that impact of transport could be lowered from 35% up to 99% by replacing current vans with electric ones (which would translate into high reorganization costs) and/or optimizing meal logistics (vehicle loads, equipment and containers used).

In recent years, new materials and products have started to offer a valid alternative to the traditional equipment in the logistic sector (heavy trolleys, heavy boxes and heated or even refrigerated vans). According to the Regulation EC No.1935/2004 on food-grade materials and items (European Union, 2004) and its environmental impact, tertiary packaging should be both efficient, as it can minimize the use of materials, energy and resources depletion, and effective, as it can maximize its positive role in terms of food preservation (Licciardello, 2017).

In this scenario, expanded polypropylene (EPP) represents a useful solution. This raw material (Xu *et al.*, 2007; Zhai *et al.*, 2010, 2011; Yu *et al.*, 2013) can be used to make crates and boxes for transport and storage in order to replace the conventional materials adopted for catering logistics. EPP boxes represent a valid solution for delivery of meals from the centralised cooking centre to the satellite kitchens due to the mechanical properties of this material (Lopes *et al.*, 2019; Morton *et al.*, 2020), to its suitability for packaging more sensitive goods (Raps *et al.*, 2014), its food-grade quality (Srivastava and Srivastava, 2014), and its ability to protect food from thermal stress due to the insulating properties of polymeric foam (Zhai *et al.*, 2010, 2011).

The aim of the study was to investigate the environmental performance of the expanded-polypropylene (EPP) box production process for the purpose of identifying engineering aspects to design more sustainable catering services. The benefit of replacing conventional materials with the EPP box was calculated. The LCA was used as a decision-making tool for the calculation of the environmental impact of the potential choices in catering service design.

Materials and methods

The LCA proposed in this study was performed according life cycle assessment standards (ISO 14040-14044: 2006). The entire study was conducted by using the LCA software Simapro 9 (PRé Sustainability, Amersfoort, The Netherlands) and the Ecoinvent 3.5 database.

Goal and scope

The LCA study was performed to: i) evaluate the environmental impact of the EPP box; and ii) evaluate and compare the environmental impact of the delivery service bases on EPP boxes vs common isothermal boxes.

The functional unit (FU) was defined as one packaging product unit (one EPP isothermal box) with specific characteristic as reported in Table 1.

The packaging box analysed offers a safe environment which ensures food health and hygiene parameters as well as high mechanical and thermal protection during the delivery process.

The isothermal box is obtained from EPP, a non-toxic, lightweight, durable and fully recyclable material. It can be defined as reusable tertiary packaging, which can be used to deliver hot and cold food products in Gastronorm 1/1 (GN 1/1) or bulk.

The boundary system *from cradle to grave* was considered to analyse the life cycle phases of the EPP box, from polypropylene (PP) extraction, its expansion in EPP to the waste management processes. As reported in Figure 1, the reference flow consisted of

three modules: upstream, core and downstream. The extraction of PP and its expansion to make EPP were defined in the upstream module. The production process was identified in the core module, starting from the transport of the EPP beads to the production plant and ending with the packing of the EPP box. The downstream module included the transportation, and disposal of the EPP box. The catering service considered only the logistic aspects linked to the delivery service. Primary data were collected for core and downstream modules with surveys and interviews, while secondary data was used for the upstream module and the end-of-life scenario.

According to ISO 14044, the allocation refers to the partitioning of the input and output flows of a process or a product system between the product/system under study and one or more additional products (ISO 14044:2006). The study analysed the production of a tertiary box used for the logistic channel of catering services following the environmental significance allocation criteria.

Due to the variability of the delivery service phase (*e.g.* different distances), the use phase will be analysed separately from the LCA of the production process. In particular, the comparison was conducted based on an application model related to a school catering service (paragraphs 2.2.3 and 2.4) to highlight the effects of replacing standard boxes with EPP boxes.

Life cycle inventory

Data concerning the EPP box production phases (core module) and the downstream distribution phase were collected *via* questionnaires and surveys submitted to a company by the name of Polibox® - Gruppo SDS for the analysis of primary data. Conversely, secondary data was used for the upstream and end-of-life phase inputs. A comparison between the use of EPP box and a standard one was performed to evaluate potential environmental benefits in the catering service.

Upstream module

Extraction and expansion of polypropylene

Extraction of polypropylene and its expansion in EPP was modelled using secondary data (Ecoinvent 3.5 database).

In a typical PP foaming process, a high-pressure vessel is used. A certain amount of CO₂ was used as expanding agent. Heat is also used to achieve the saturation temperature to obtain the sorption of CO₂ in PP pellets. Once the sorption of CO₂ into the PP pellets reached the equilibrium level, CO₂ in the high-pressure vessel was released from the foaming pressure into the ambient pressure. During this release, PP beads expand (Xu *et al.*, 2007). According to the FU identified, the quantity of raw material necessary to obtain FU was calculated.

Table 1. Structural and mechanical characteristics of the expanded-polypropylene box.

Dimension	Amount	Unit of measure
Width	400	mm
Length	600	mm
Height	270	mm
Volume	38.6	dm ³
Weight	768	g
Temperature range	-40/+120	°C
Resistivity coefficient	0.039	W/mK
75-65°C drop time	+180	minutes

Core module

Expanded-polypropylene beads transportation

EPP beads were transported to the processing company by a 20-foot-long truck (ISO 668:2020). The product transported had a very low density (25 kg m^{-3}), thus posing a volume limit (82 m^3), regardless of the loading weight capacity of the truck (16 t). For this reason, the product transported filled the trailer, but it weighed only 2100 kg. The average distance between the extraction site and the production site was 1054 kilometres.

Expanded-polypropylene bead storage

The EPP was received at the company and stored into silos after passing quality controls. The EPP beads were moved from the truck to the silos using a vacuum pump (11 kW) with a flow rate of 1080 kg h^{-1} for the EPP analysed.

According to the allocation (ISO 14044:2006), Eq. 1 was followed to evaluate the correct amount of electricity to be allocated to the FU.

$$Ec = (Mpw * EPPm) / Fr \quad (1)$$

where:

Ec : Electricity consumption of the machinery;

Mpw : machinery power;

$EPPm$: EPP mass;

Fr : flow rate of the EPP through the machinery.

Filling

A second vacuum pump (7.5 kW) moved the EPP beads from the silos to a pressurization tank. The recorded bead flow was 1720 kg h^{-1} and the electricity allocated to the FU was defined based on Equation 1.

Pressurization

The EPP beads were fed into the pressurization tank (45 m^3) to

reach 3/4 of the tank volume (about 900 kg of EPP). Subsequently, an air compressor (250 kW) was used to pump compressed air in the production line. The air compressor ($2430 \text{ m}^3 \text{ h}^{-1}$ airflow at 7.5 bar) supplied a maintenance chamber set at 7 bar which then sent compressed air at 2.19 bar into the pressurized tanks. The production site was equipped with 6 pressurized tanks operating simultaneously. The pressurized air system was set to ensure 2.19 bar and an airflow of $46 \text{ m}^3 \text{ min}^{-1}$ per each tank. The air compressor worked for 21.4% of each production cycle at the maximum power (240 kW) vs 78.6% at its minimum power (80 kW). Hence, the final air compressor power load was 114.24 kW. the electricity consumption of the air compressor per FU was quantified on the basis of the flow rate of the production site (100 boxes h^{-1}).

Steam chest moulding

The moulding phase, which is the most important stage of the production phase, followed the sintering process and was operated with three input flows: EPP, compressed air, and steam (Zhai *et al.*, 2010, 2011). The company in this case study was equipped with 5 moulding presses (13 kW) having flow rate of 20 boxes per hour.

The steam chest moulding process included the following steps: i) closing; ii) filling the mould; iii) steaming; iv) cooling; and v) ejection of the moulded box (Raps *et al.*, 2014). The energy consumption of the press per each FU was assessed.

As to the steam, the 2018 gas and water consumption reports was used to evaluate the amount of gas and water used and according to yearly productivity, the allocated quantity of methane gas and water per FU was determined.

After the ejection of the moulded box, an average of 2% of the EPP material was lost due to production waste. This waste cannot be reinserted in the production line as raw material and therefore it was treated as plastic waste.

Thermal stabilization

The moulded boxes then underwent thermal stabilization in an

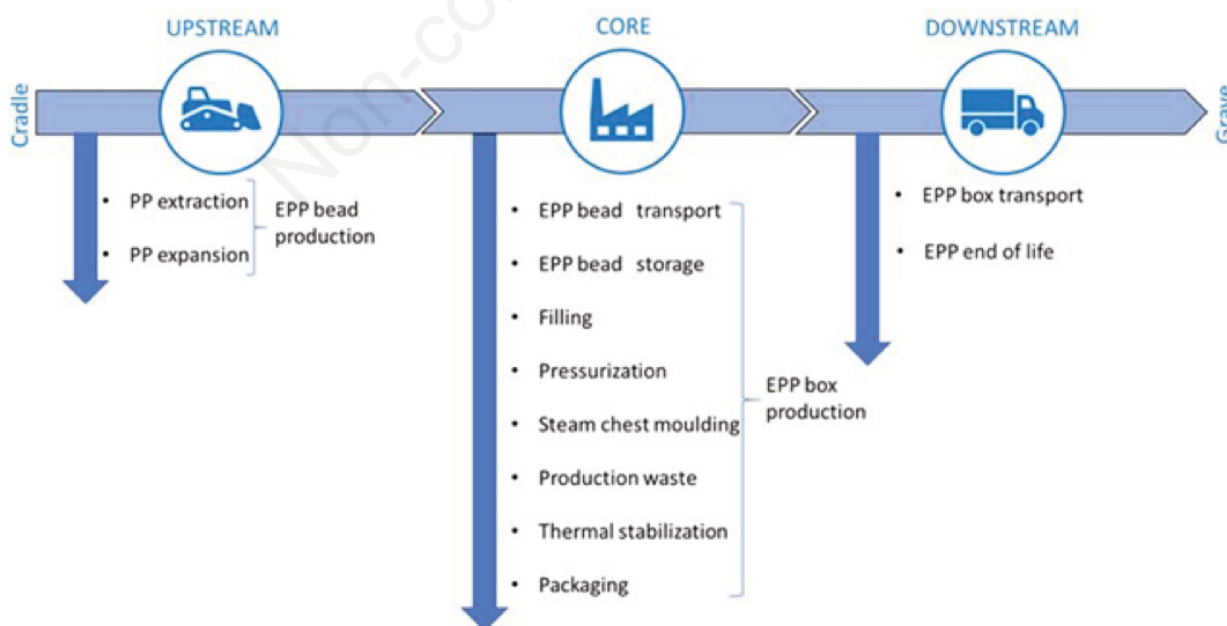


Figure 1. Modules and relative phases considered in the studied system according to the cradle-to-grave boundary system. EPP, expanded-polypropylene.

oven (15 m-long \times 5 m-wide \times 2.6 m-high) with a capacity of 1050 boxes per cycle. The heat generated by the steamer was recovered and used to maintain a temperature of 75°C in the oven. The allocated electricity consumption of the oven per FU was calculated only with reference the two vents (1.5 kW each) necessary to stabilize thermally the EPP box.

Packaging

After thermal stabilization and cooling, the boxes were packed in a PE packaging bag (35 g) with a capacity of 5 boxes each and then stacked on a 1200 \times 1100-mm pallet (14.2 kg) with a capacity of 10 bags.

Downstream module

Expanded-polypropylene box transportation

The final destinations of the boxes were spread all over Europe. According to the surveys, 411 km was the average distance travelled by each 20-foot truck.

Considering a fully loaded trailer, 22 pallets can be loaded and the average load per FU was defined on the basis of the weight of the box (768 g) plus the allocated weight of the PE bag (7 g) plus the allocated weight of the pallet (284 g).

Catering service

The company guaranteed the lifetime of the isothermal box for 5 years, during which the isothermal box was used for the delivery phase of the catering service.

Expanded-polypropylene end of life

Primary data regarding the end-of-life scenario were not collected. Therefore, in order to have representative waste management data, the European plastic packaging waste management scenario was considered (40.8% recycling, 38.8% incinerator and 20.4% landfill) (PlasticsEurope, 2018).

Based on the LCI analysis, the primary input data were calculated and summarized in Table 2.

Sensitivity analysis

Considering the nature of the process, the sensitivity analysis aimed firstly to evaluate the environmental benefit in replacing the actual Italian energy country mix (45% natural gas, 16.3% hydroelectric, 9.3% coal, 9% biomass, 8.3% solar, 6.2% other fossil fuels and 6.2% wind) (Deloitte, 2019) with an ideal one based on 100% renewable electricity sources (50% hydroelectric, 20% photovoltaic, 20% wind, 10% geothermal). Secondly, considering the full recyclability of the EPP box, the sensitivity analysis aimed to evaluate the potential benefits of recycling completely the EPP box.

Comparative analysis

The comparative analysis aimed identify and quantify only the environmental benefit of the delivery phase from replacing the EPP box with a common packaging box in a five-year school catering service. Generally, food products are delivered using isothermal polyethylene (PE) boxes with an average weight of 5 kg. The weight of the isothermal boxes in the food handling phases plays a crucial role in the overall sustainability of the delivery operation, especially if substituted with the EPP box weighting only 768 g. Therefore, the comparison considered only weight differences, neglecting the environmental impact of the raw material and the production processes for both boxes. The modelled system considered a school catering service consisting of 230 working days in which the delivery company handled 1344 food serves daily using a lightweight commercial vehicle (volume capacity of 6.3 m³ per 48 boxes). Each box consisted of an average of 10.64 kg including one food tray GN 1/1 (2.24 kg) and food (8.4 kg of pasta with tomato sauce). Overall, the daily gross weight transported on the outward trip was 547 kg in the EPP box scenario including 403.2 kg of food to be served to the users (net weight), and 750.7 kg in the common box scenario including 403.2 kg of food to be served to the users (net weight). Due to weight loss, during the return trip, the lightweight commercial vehicle carried only the boxes and the empty trays, *i.e.* 144.4 kg in the EPP box catering service scenario and 347.5 kg in the PE box catering service scenario. The kilometres covered by the vehicle during the school catering service was 10 km for the outgoing and return trips.

Table 2. Specifications and quantifications of input data deriving from life cycle inventory analysis.

EPP box phases	Input	Value	Units	Specifications
Upstream				
Extraction and expansion of polypropylene	EPP beads	0.776	kg	Quantity of raw material per FU
Core				
EPP bead transport	EPP beads transported	0.776	kg	Weight for FU
EPP bead storage	Vacuum pump electricity consumption	7.89	Wh	The allocated value for the vacuum pump
Filling	Vacuum pump electricity consumption	3.395	Wh	The allocated value for the vacuum pump
Pressurization	Air compressor electricity consumption	1.14	kWh	The allocated value for the air compressor
Steam chest moulding	Energy consumption of one moulding press	151	Wh	The allocated value for one moulding press
	Water	18	dm ³	The allocated value for one moulding press
	Methane gas	1.60	m ³	The allocated value for one moulding press
	Production waste	8	g	EPP beads
Thermal stabilization	Electricity consumption of the oven	8.6	Wh	The allocated electricity consumption per FU
Packaging	PE film and pallet	0.291	kg	The allocated packaging per FU
Downstream				
Transportation	Transportation load	1.059	kg	Transportation load due to packaging and EPP box

EPP, expanded-polypropylene; FU, functional unit; PE, polyethylene.

Life cycle impact assessment

The potential environmental impacts were calculated using the characterisation method by associating the scale of pollutant emission to a selected characterisation factor. For this study, most impact categories were taken directly from the CML-IA baseline method (eutrophication, global warming, ozone layer depletion and abiotic depletion, elements, and fossil fuels) and CML-IA non baseline method (acidification). The water scarcity category was based on the AWARE method. Photochemical oxidation was based on ReCiPe 2008.

The impact categories used are reported in Table 3.

Results and discussion

The results refer to: i) an investigation of the environmental performance of the expanded polypropylene box from cradle to grave without considering the catering service phase (EPP box life cycle); and ii) a comparison of the catering phase based on the model performed (application of catering service model). Finally, the engineering aspects to design a sustainable catering service were considered.

Expanded-polypropylene box life cycle

As reported in Figure 2, the results of the environmental

impact analysis are divided into 100% stacked columns according to the EPP box life cycle modules.

The upstream module, which involved only EPP extraction and expansion, was not the most impactful category. According to Table 4, the most impactful categories were POX (7.55E-03 kg NMVOC; 57%) and ACD (7.93E-03 kg SO₂ eq; 47%), whereas the least impactful category was ODP (4.86E-08 kg CFC-11 eq; 5%). The average percentage for all impact categories was 35%.

A different consideration can be made for the core module, as the most impactful category was ODP (9.10E-07 kg CFC-11 eq; 94%). The average percentage among all impact categories was 57%. The downstream module without considering the catering service phase was the least impactful in the life cycle of the product and achieved an average value of 6% for all impact categories. In order to optimize the EPP box life cycle, it was necessary to analyse in depth the specific phase in each one of the three modules, in particular in the core module, where there are more opportunities for developing mitigation actions.

Figure 3 and Table 5 show the breakdown of the modules into their phases. The transportation of EPP beads, which was the first phase of the core module, was the smallest contributor to the total impact, except for the ADE impact category, in which this process accounts for 27% (4.04E-07 kg Sb eq) of the impact due to the fuels and transport emissions.

The steam chest moulding phase (and pressurization phase) required a high amount of natural gas (1.60 dm³), electricity (1.14

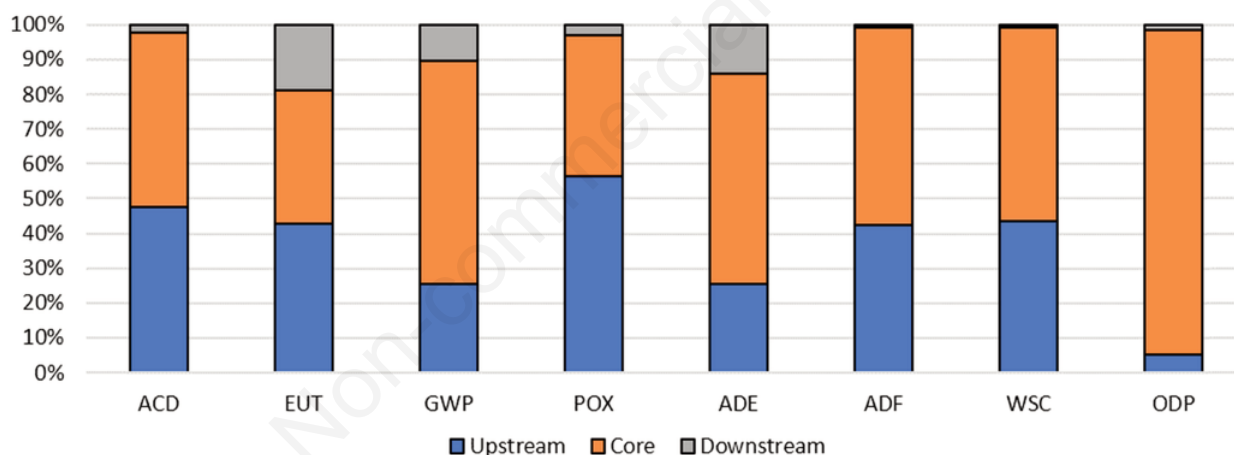


Figure 2. Contribution analysis of the expanded-polypropylene box for the upstream, core and downstream modules. ACD, acidification; EUT, eutrophication; GWP, global warming (GWP100a); POX, photochemical oxidation; ADE, abiotic depletion, elements; ADF, abiotic depletion, fossil fuels; WSC, water scarcity; ODP, ozone layer depletion.

Table 3. Impact categories, acronyms and unit of measures used in the EPD (2018) method.

Impact category	Acronym	Unit measure	Characterisation factor
Acidification	ACD	kg SO ₂ eq	CML 2001
Eutrophication	EUT	kg PO ₄ eq	CML 2001
Global warming (GWP100a)	GWP	kg CO ₂ eq	CML 2001
Photochemical oxidation	POX	kg NMVOC	ReCiPe 2008
Abiotic depletion, elements	ADE	kg Sb eq	CML 2001
Abiotic depletion, fossil fuels	ADF	MJ	CML 2001
Water scarcity	WSC	m ³ eq	AWARE
Ozone layer depletion	ODP	kg CFC-11 eq	CML 2001

kWh) and water (18 dm³) to produce steam and pressurize the production line. For this reason, an average of 51% of the environmental footprint among all impact categories was attributable to this multi-input (natural gas, electricity and water) process. In the ACD impact category, electricity production and gas extraction account for over 42% of the total impact. In the GWP impact category,

the combustion of natural gas was responsible for 87% of the steam chest moulding process which had a weight of 91%. Since steam chest moulding was the most important process to produce EPP boxes, it was impossible to eliminate. However, unlike the other phases with a lower impact, this processes offered more possibilities to optimize its environmental profile.

Table 4. Environmental impact assessment of the expanded-polypropylene box for the upstream, core and downstream modules.

Impact category	Unit of measure	Upstream	Core	Downstream
ACD	kg SO ₂ eq	7.93E-03	8.44E-03	3.57E-04
EUT	kg PO ₄ eq	1.84E-03	1.66E-03	8.06E-04
GWP	kg CO ₂ eq	2.07	5.23	8.46E-01
POX	kg NMVOC	7.55E-03	5.41E-03	4.16E-04
ADE	kg Sb eq	3.85E-07	9.22E-07	2.14E-07
ADF	MJ	56.20	75.50	1.14
WSC	m ³ eq	6.00E-01	7.70E-01	8.75E-03
ODP	kg CFC-11 eq	4.86E-08	9.10E-07	1.36E-08

ACD, acidification; EUT, eutrophication; GWP, global warming (GWP100a); POX, photochemical oxidation; ADE, abiotic depletion, elements; ADF, abiotic depletion, fossil fuels; WSC, water scarcity; ODP, ozone layer depletion.

Table 5. Environmental impact assessment of the expanded-polypropylene box per each step studied in the system boundaries.

Impact category	Units	EPP bead production	EPP bead transport	EPP bead storage	Filling	Steam chest moulding and pressurization	Production waste	Thermal stabilization	Packaging	EPP box transport	End of life	Total
ACD	kg SO ₂ eq	7.93E-03	4.83E-04	2.76E-05	1.15E-05	7.80E-03	2.43E-06	2.92E-05	8.15E-05	2.42E-04	1.14E-04	1,67E-02
EUT	kg PO ₄ eq	1.84E-03	1.01E-04	6.64E-06	2.78E-06	1.47E-03	3.32E-05	7.03E-06	3.29E-05	5.08E-05	7.55E-04	4,30E-03
GWP	kg CO ₂ eq	2.07	1.35E-01	3.47E-03	1.45E-03	5.05	1.19E-02	3.67E-03	2.38E-02	6.77E-02	7.78E-01	8,14
POX	kg NMVOC	7.55E-03	5.45E-04	8.43E-06	3.52E-06	4.76E-03	3.38E-06	8.92E-06	8.56E-05	2.73E-04	1.42E-04	1,34E-02
ADE	kg Sb eq	3.85E-07	4.04E-07	1.53E-09	6.39E-10	5.04E-07	3.85E-10	1.62E-09	9.85E-09	2.03E-07	1.15E-08	1,52E-06
ADF	MJ	5.62E+01	2.04	4.14E-02	1.73E-02	7.28E+01	2.89E-03	4.38E-02	5.26E-01	1.02	1.15E-01	1,33E+02
WSC	m ³ eq	6.00E-01	1.05E-02	2.56E-03	1.07E-03	7.43E-01	5.92E-05	2.72E-03	1.09E-02	5.26E-03	3.49E-03	1,38
ODP	kg CFC-11 eq	4.86E-08	2.49E-08	4.03E-10	1.68E-10	8.83E-07	3.09E-11	4.27E-10	4.58E-10	1.25E-08	1.11E-09	9,72E-07

ACD, acidification; EUT, eutrophication; GWP, global warming (GWP100a); POX, photochemical oxidation; ADE, abiotic depletion, elements; ADF, abiotic depletion, fossil fuels; WSC, water scarcity; ODP, ozone layer depletion; EPP, expanded-polypropylene.

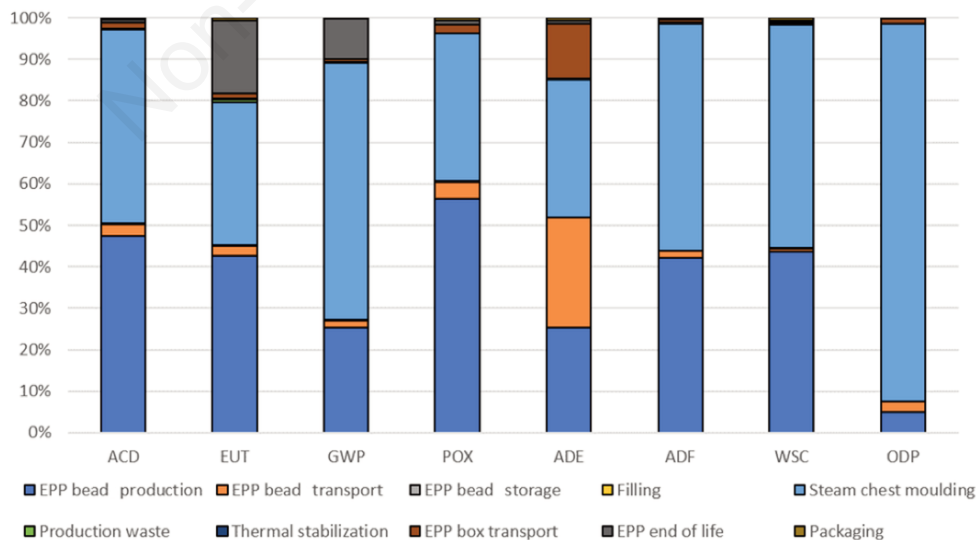


Figure 3. Contribution analysis of the EPP box for the phases included in the boundary system. ACD, acidification; EUT, eutrophication; GWP, global warming (GWP100a); POX, photochemical oxidation; ADE, abiotic depletion, elements; ADF, abiotic depletion, fossil fuels; WSC, water scarcity; ODP, ozone layer depletion; EPP, expanded-polypropylene.

As can be seen in Figure 3 and Table 5, the transport of the EPP and the end of life of the EPP box are not very impactful activities from the environmental point of view. The EPP box transportation from the company to the consumers only accounted for the 13% in terms of ADE impact category, while the end of life represents the major responsible phase (31%) in the impact category EUT due to the waste management operation (7.55E-04 kg PO₄ eq).

Scenario analysis

Considering the impact of the core module and the most impactful activities in this module are steam chest moulding and pressurization (Figure 3 and Table 5), the first sensitivity analysis aimed at identifying the potential change in its impact assessment compared to the current scenario, if the country electricity mix were based only on renewable energy. The second parameter is related to the end of life of the EPP box, which was replaced with a scenario based on 100% recycling.

As shown in Figure 4, the use of an electricity mix based only on renewable energy led to a reduction in all impact categories. The variability of benefits depends on the weight of electricity in the different impact categories. The current electricity production, in the current scenario, implies a higher proportion of energy is derived from hard coal and incinerators which requires a high amount of natural gas. Less electricity production from this source translated into a lower impact for the ADE category, which was 36%, and the increase in the use of hydropower electricity production from an alpine river led to 83% benefit for the WSC impact

category. The same results were not achieved changing waste management system, apart from the EUT impact category (-18%). The cut-off allocation criteria implied that the benefit of recycling is not attributable to the EPP box, because the gate of the recycling system, *i.e.* the grave of the boundary system studied, ended at the gate of the waste processing site. The last column identifies the optimal life cycle of the EPP box when it is produced with 100% renewable electricity and disposed as 100% recycled product with an overall benefit of 25%.

Comparative analysis

Table 6 reports the environmental impact comparison between the EPP box and a common box used for catering services as modelled in paragraph 2.4. The catering service model analysed was based on the same variables: i) number of meals served every day; ii) food weight (products and trays); iii) distance covered in kilometres; and iv) the vehicle used (light commercial vehicle). The only variable which was changed was the weight of the box. Since there was a direct correlation between the transported load and fuel consumption, the transport of EPP generated less pollution with respect to a catering service based on PE with an overall benefit of -37% (the average among multiple impact categories). As to the GWP impact category, the change in the packaging box used in the delivery system avoided the release of 88.93 kg of CO₂ eq per year (Table 6). Potential solutions to reduce the environmental impact of catering services could be: i) high-cost investments, *i.e.* greener company vehicles, innovative equipment; and/or ii) low-cost

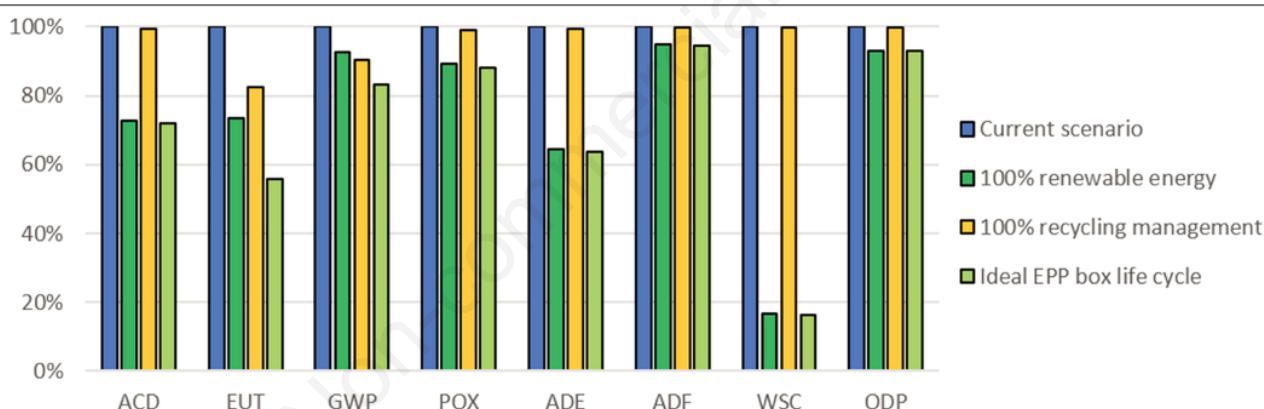


Figure 4. Sensitivity analysis resulting from the comparison between the current scenario and alternative scenarios. ACD, acidification; EUT, eutrophication; GWP, global warming (GWP100a); POX, photochemical oxidation; ADE, abiotic depletion, elements; ADF, abiotic depletion, fossil fuels; WSC, water scarcity; ODP, ozone layer depletion; EPP, expanded-polypropylene.

Table 6. Environmental impact comparison of the delivery phase.

Impact category	Units	EPP box (life cycle)	EPP box (delivery phase)	Common box (delivery phase)	Delta (delivery phase)
ACD	kg SO ₂ eq	1.67E-02	0.75	1.19	-0.44
EUT	kg PO ₄ eq	4.30E-03	0.20	0.32	-0.12
GWP	kg CO ₂ eq	8.14	151.47	240.40	-88.93
POX	kg NMVOC	1.34E-02	0.92	1.46	-0.54
ADE	kg Sb eq	1.52E-06	5.92E-04	9.39E-04	-3.47E-04
ADF	MJ	1.33E+02	2215.76	3516.69	-1300.93
WSC	m ³ eq	1.38	14.93	23.70	-8.77
ODP	kg CFC-11 eq	9.72E-07	2.64E-05	4.19E-05	-1.55E-05

EPP, expanded-polypropylene; ACD, acidification; EUT, eutrophication; GWP, global warming (GWP100a); POX, photochemical oxidation; ADE, abiotic depletion, elements; ADF, abiotic depletion, fossil fuels; WSC, water scarcity; ODP, ozone layer depletion.

investments, *i.e.* reduction of food serves, fewer kilometres covered, a more efficient cooking process. Considering the limit of companies to afford high-cost investments, the reduction of food serves or the reduction of distances covered in kilometres could imply a reduction in term of revenues.

The potential use of the EPP box for food delivery could contribute to highlight the importance of engineering aspects and design a more sustainable catering service thanks to a -37% of overall environmental benefit in the proposed LCA with respect to the respected to the use of common boxes. The results demonstrating that the EPP production process can be further improved in terms of environmental sustainability are as follows: i) changing the energy country mix (-25% average of category impact); ii) recycling 100% of EPP boxes, thus designing a circular economy model (-4% average of category impact); iii) identification of more energy-saving machinery to reduce the thermal energy and electricity required.

Conclusions

The current period is characterized by an increase of the population and an increase of production in food sector. Therefore, the increase of the environmental impact derived from this growth is becoming a worldwide issue. Hence, it is necessary to apply decoupling strategies to reduce the environmental impact of products and services, continuously offering to the population the primary goods as food products. New materials and products start to become a valid alternative to traditional equipment in the logistic sector. Expanded polypropylene represents a useful solution for environmentally sustainable catering services due to its mechanical response and the insulating properties of the polymer foam. Moreover, it is suitable for packaging more sensitive goods and foodstuff. The life cycle assessment was used as a decision-making tool to calculate the environmental impact of potential options for catering service design. The potential use of EPP boxes for food delivery could be the right solution for designing sustainable catering services, because it offers a -37% overall benefit, with respect to the use of common boxes, as shown in the proposed LCA, thus avoiding the release of 88.93 kg of CO₂ eq.

Moreover, the environmental impact of catering services can be further optimized by changing the country energy mix in the EPP box production process and making fully recyclables EPP boxes.

References

- Baldwin C., Wilberforce N., Kapur A. 2011. Restaurant and food service life cycle assessment and development of a sustainability standard. *Int. J. Life Cycle Assess.* 16:40-9.
- Balzaretti C.M., Ventura V., Ratti S., Ferrazzi G., Spallina A., Carruba M.O., Castrica M. 2018. Improving the overall sustainability of the school meal chain: the role of portion sizes. *Eat. Weight. Disord.* 1-10.
- Cerutti A.K., Ardente F., Contu S., Donno D., Beccaro G.L. 2018. Modelling, assessing, and ranking public procurement options for a climate-friendly catering service. *Int. J. Life Cycle Assess.* 23:95-115.
- Cerutti A.K., Contu S., Ardente F., Donno D., Beccaro G.L. 2016. Carbon footprint in green public procurement: Policy evaluation from a case study in the food sector. *Food Policy* 58:82-93.
- Ciappellano S., Foschino R.C., Giovanelli G., Giubilesi M.A., Guidetti R., Lavelli V., Montanari A., Porrini M. 2009. *Manuale della ristorazione: management, progettazione dei pasti, nutrizione, igiene, merceologia, tecnologia, legislazione.* Ed. Casa Editrice Ambrosiana, Distribuzione Zanichelli, Bologna, Italia.
- EPD. 2008. General programme instructions for environmental product declarations. Available from: http://www.environmentaldec.com/documents/pdf/EPD_instructions_080229.pdf
- European Union. 2004. Regulation (EC) No 1935/2004 of the European Parliament and the Council of 27 October 2004 on materials and objects intended to come into contact with food and repealing Directives 80/590/EEC and 89/109/EEC. *O. J. Eur. Union* 4-17.
- FERCO. 2014. European Industry Overview. Food Service Europe. Available from: www.foodserviceeurope.org/
- Fusi A., Guidetti R., Azapagic A. 2016. Evaluation of environmental impacts in the catering sector: the case of pasta. *J. Clean. Prod.* 132:146-60.
- García-Herrero L., De Menna F., Vittuari M. 2019. Food waste at school. The environmental and cost impact of a canteen meal. *Waste Manage.* 100:249-58.
- Giordano P., Caputo P., Vancheri A. 2014. Fuzzy evaluation of heterogeneous quantities: measuring urban ecological efficiency. *Ecol. Model.* 288:112-26.
- ISO 14040. 2006. Environmental management - life cycle assessment - principles and framework. International Organisation for Standardisation, Geneva, Switzerland.
- ISO 14044. 2006. Environmental management - life cycle assessment - requirements and guidelines, International Organisation for Standardisation, Geneva, Switzerland.
- ISO 668. 2020. Series 1 freight containers - Classification, dimensions and ratings, International Organisation for Standardisation, Geneva, Switzerland.
- Licciardello F. 2017. Packaging, blessing in disguise. Review on its diverse contribution to food sustainability. *Trends Food Sci. Tech.* 65:32-9.
- Lopes J.A., Tsochatzis E.D., Robouch P., Hoekstra E. 2019. Influence of pre-heating of food contact polypropylene cups on its physical structure and on the migration of additives. *Food Packag. Shelf Life* 20:100305.
- Manzini R., Accorsi R. 2013. The new conceptual framework for food supply chain assessment. *J. Food Eng.* 115:251-63.
- Mistretta M., Caputo P., Cellura M., Cusenza M.A. 2019. Energy and environmental life cycle assessment of an institutional catering service: an Italian case study. *Sci. Total Environ.* 657:1150-60.
- Morton D.T., Reyes A., Clausen A.H., Hopperstad O.S. 2020. Mechanical response of low density expanded polypropylene foams in compression and tension at different loading rates and temperatures. *Mater. Today Commun.* 100917.
- Neto B., Boyano A., Espinosa N., Quintero R.R., Wolf O. 2017. Revision of the EU GPP criteria for Food procurement and Catering services, 3rd Technical Report. JRC Science for Policy Report, European Commission.
- Palacios-Argüello L., Gonzalez-Feliu J., Gondran N., Badeig F. 2018. Assessing the economic and environmental impacts of urban food systems for public school canteens: case study of Great Lyon Region. *Eur. Transp. Res. Rev.* 10:37.
- PlasticsEurope. 2018. Annual Review 2017-2018 - Karl-H. Foerster executive director of PlasticsEurope. Association of Plastic Manufacturers.
- Raps D., Köppl T., De Anda A.R., Altstädt V. 2014. Rheological and crystallisation behaviour of high melt strength polypropylene under gas-loading. *Polymer* 55:1537-45.
- Roy P., Nei D., Orikasa T., Xu Q., Okadome H., Nakamura N.,

- Shiina T. 2009. A review of life cycle assessment (LCA) on some food products. *J Food Eng* 90:1-10.
- Saxe H., Jensen J.D., Laugesen S.M.B., Bredie W.L. 2019. Environmental impact of meal service catering for dependent senior citizens in Danish municipalities. *Int J Life Cycle Assess* 24:654-66.
- Silva V.L., Sanjuán N. 2019. Opening up the black box: A systematic literature review of life cycle assessment in alternative food processing technologies. *J. Food Eng.* 250:33-45.
- Srivastava V., Srivastava R. 2014. A review on manufacturing, properties and application of expanded polypropylene. *MIT Int. J. Mech. Eng.* 4:22-8.
- Williams P.G., DipNutrDiet M.H.P. 1996. Vitamin retention in cook/chill and cook/hot-hold hospital foodservices. *J. Am. Diet. Assoc.* 96:490-8.
- Xu Z.M., Jiang X.L., Liu T., Hu G.H., Zhao L., Zhu Z.N., Yuan W.K. 2007. Foaming of polypropylene with supercritical carbon dioxide. *J. Supercrit. Fluids.* 41:299-310.
- Yu L., Zhu Q., Yu J. 2013. Development and application of expanded polypropylene foam. *J. Wuhan Univ. Technol.* 28:373-9.
- Zhai W., Kim Y.W., Park C.B. 2010. Steam-chest molding of expanded polypropylene foams. 1. DSC simulation of bead foam processing. *Ind. Eng. Chem. Res.* 49:9822-9.
- Zhai W., Kim Y.W., Jung D.W., Park C.B. 2011. Steam-chest molding of expanded polypropylene foams. 2. Mechanism of inter-bead bonding. *Ind. Eng. Chem. Res.* 50:5523-31.

Non-commercial use only